











Functions during playback




You can enter commands to control the answering machine during playback.

	Listen to next message
	Listen to previous message or repeat current message from beginning
	Listen to all the messages on the answering machine one after another
	The playback volume through the loudspeaker can be temporarily adjusted using the arrow keys  
	"2": Temporary playback at double speed, "1": Normal playback
	Clear displayed message
	Clear all the messages from an answering machine
	End playback/display
	The external or internal number shown on the display is dialled



Recording a memo

You can utilise your ST 30 AM as an acoustic notepad, such as to log phone conversations and to record memos or other verbal notes.






Recording a phone conversation (Logging)

	 AM Memo function key	 AM Memo function key
Internal/external telephone call	Start call	End recording

Handsfree memo recording

 AM Memo function key	Record memo (handsfree)	 AM Memo function key
		End recording

Recording a memo via the handset

	 AM Memo function key		 AM Memo function key	
		Record memo	End recording	

Ident no. 539 759

Subject to change without notice. No liability can be accepted for errors contained in this document.

Printed in Germany

0007

Internet: <http://www.agfeo.de>

AGFEO GmbH & Co. KG

Gaswerkstr. 8

D-33647 Bielefeld

Technical Hotline: 0190/570122

Mon-Fri: 8:30 a.m. - 5:30 p.m.

(Fri: 2:30 p.m.)